

2023 Q2 SONOMA COUNTY JOB MARKET TRACKER

HIGHLIGHTS



17,604

Unique job postings from
April 2023 to June 2023



3.7%

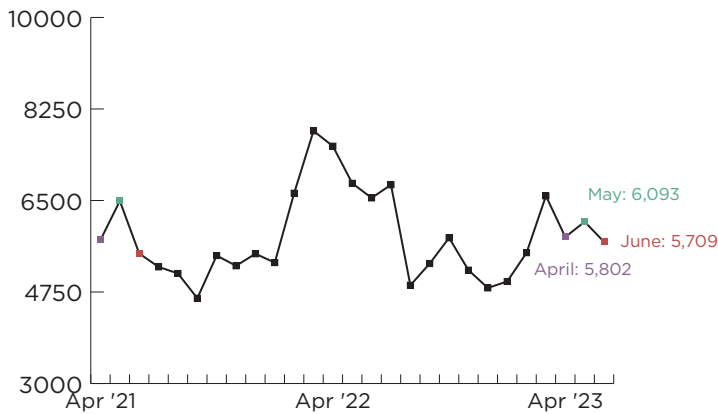
Unemployment rate
in June 2023



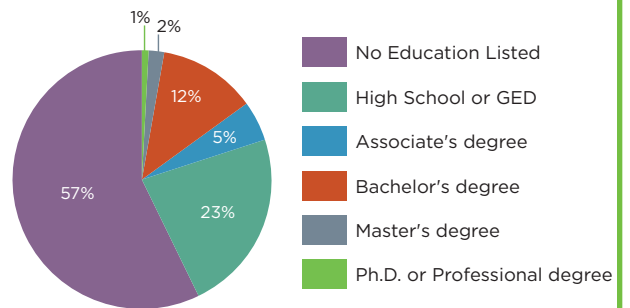
Jobs predicted to increase by
5% by 2028

JOB POSTINGS & SALARY

UNIQUE JOB POSTINGS FROM APRIL 2021 TO JUNE 2023,
HIGHLIGHTED APRIL 2023 TO JUNE 2023

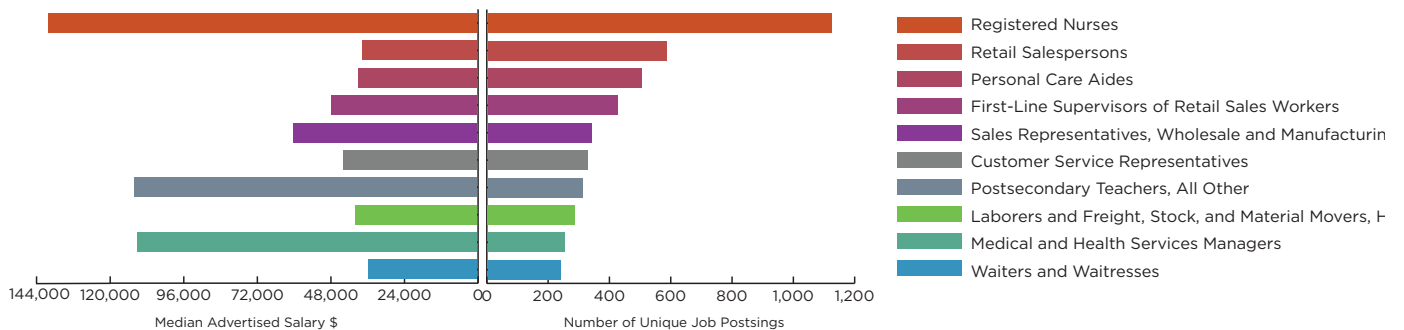


EDUCATION BREAKDOWN FOR UNIQUE JOB
POSTINGS FROM APRIL 2023 TO
JUNE 2023

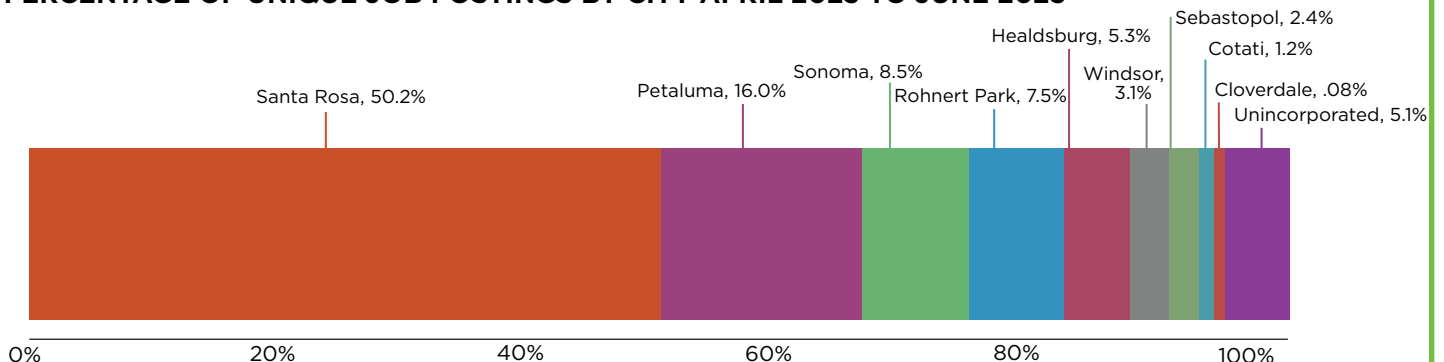


* This includes any mention of an education level listed within the job postings; it may be preferred, required, or negotiable. Further, postings may be tagged with multiple education levels.

TOP 10 OCCUPATIONS BY UNIQUE JOB POSTING VOLUME AND MEDIAN ANNUAL ADVERTISED SALARY FROM APRIL 2023 TO JUNE 2023

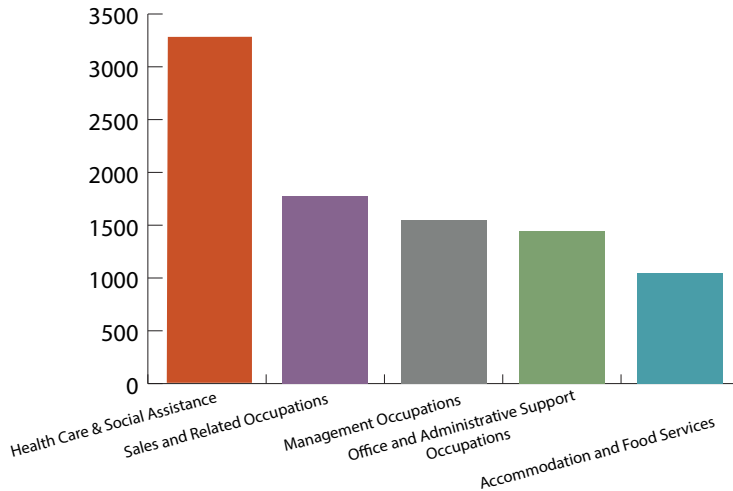


PERCENTAGE OF UNIQUE JOB POSTINGS BY CITY APRIL 2023 TO JUNE 2023



OCCUPATIONS & EMPLOYERS

TOP 5 INDUSTRIES BY UNIQUE JOB POSTINGS FROM APRIL 2023 TO JUNE 2023



TOP 10 EMPLOYERS BY UNIQUE JOB POSTINGS FROM APRIL 2023 TO JUNE 2023

Employer	Posting Volume
Providence Health & Services	548
Kaiser Permanente	323
Santa Rosa Junior College	316
Sutter Health	248
County of Sonoma	226
CareInHomes	188
Santa Rosa City Schools	186
Jackson Family Wines	103
Nelson	101
Aerotek	95

SKILLS & CERTIFICATIONS

TOP SPECIALIZED SKILLS, HARD SKILLS, AND CERTIFICATIONS FROM APRIL 2023 TO JUNE 2023

Top Specialized Skills	Posting Volume Q2 2023	% Of Total Postings
Merchandising	1148	7%
Nursing	972	6%
Marketing	873	5%
Restaurant Operation	788	4%
Accounting	773	4%

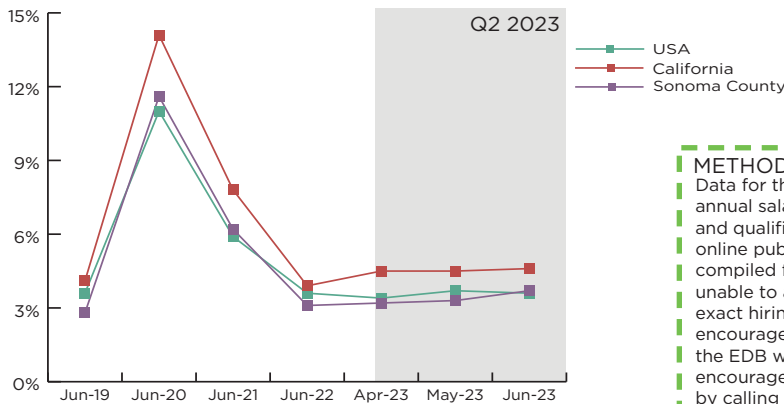
Auditing	772	4%
Selling Techniques	721	4%
Warehousing	688	4%
Housekeeping	596	3%
Project Management	571	3%

Top certifications & qualifications:

- Valid Driver's License
- Registered Nurse (RN)
- Basic Life Support
- Cardiopulmonary Resuscitation (CPR) Certification
- Advanced Cardiovascular Life Support (ACLS) Certification

LABOR MARKET

UNEMPLOYMENT RATE FOR SONOMA COUNTY AND CALIFORNIA FROM APRIL 2019 TO JUNE 2023



Population Characteristics:

35.6% of the workforce is nearing retirement (55+); 31.0% of the population are millennials (26-44)



2023-2028: Job growth

projected to increase by 5% (12,104); Population projected to decrease by 3% (14,621).

METHODOLOGY & SOURCES

Data for the top employers, occupational groups, job postings, and median annual salaries were aggregated by Lightcast. The hard skills, specialized skills, and qualifications listed are organized by the frequency of their occurrences in online public job postings for Sonoma County. Labor Market information was compiled from the Economic Development Department (EDD). Lightcast is unable to access any non-publicly posted jobs, so data may not reflect the exact hiring demands of Sonoma County employers. Interested readers are encouraged to contact data resource agencies for further research or to visit the EDB website, www.sonomaedb.org for more information. Readers are also encouraged to direct all inquiries or suggestions for future reports to the EDB by calling (707) 565-7170 or emailing edb@sonoma-county.org

EDB FOUNDATION SPONSORS

FOUNDATION LEVEL



Luther Burbank®
Savings

PRESENTING LEVEL



PREMIERE LEVEL

EXECUTIVE LEVEL



Comcast Morgan Stanley



North Bay Association of REALTORS®



Pisenti & Brinker LLP Summit State Bank



Sonoma County Economic Development Board

SonomaEDB.org

(707) 565-7170

@edb@sonoma-county.org